

Application Guideline for Incoming Erasmus Students 2016 –2017

Spring Term (Second Semester)	
Nomination Deadline	Application Deadline
26 th September,2016	15 th October,2016

*All the application documents should be completed and sent by e-mail and post by these deadlines. Incomplete applications after the deadline will not be accepted.

**Erasmus Student Applications without nomination by the sending universities will not be accepted.


**The application documents should be send by e mail until 17th October and send by post until 15th November. The application will not be accepted if we do not receive the student documents by post/ e-mail.

APPLICATION PROCEDURE

- 1) Application form – available at: <http://applyerasmus.yasar.edu.tr>
- 2) In order to fill the form, you should register and get a password by the “**new user**” section on the page by using also your National and Passport ID Number.
- 3) After you receive your **password** by e-mail, you can login by using your ID Number and

password.

← → ↻ | applyerasmus.yasar.edu.tr/Login.aspx?ReturnUrl=%2fdefault.aspx

**YAŞAR UNIVERSITY**
International Office

Existing Users

TC Identity Number / ID Number

Password

[Forgot your password?](#)

New User

If you dont have an account please click sign up button.

Yaşar University | International Office

In order to complete the application, it is recommended to take each step in the given order by proceeding with the **Next** button.

You will see the following 4 different sections on the left menu. Please fill in all required fields.

1. **Personal Information**
2. **Education**
3. **Language Proficiency**
4. **Attachments**



Personal Information

[Education](#)

[Language Proficiency](#)

[Attachments](#)

[Save](#)

[Submit](#)

PERSONAL INFORMATION

First Name :

Middle Name :

Last Name :

Place of Birth (City and Country) :

Date of Birth :

Nationality :

Passport/ID Number :

Permanent Address :

Home Phone (Code-Number) :

Mobile Phone (Code-Number) :

E-Mail :

Father's Name and Surname :

Mother's Name and Surname :

There are 4 attachments. These are; [photo \(passport size - jpg\)](#), [Yasar University Learning Agreement \(pdf\)](#) and [Transcript of Records \(in English-pdf\)](#) and [copy of your passport \(pdf\)](#). Please upload these documents to the online application system.

The screenshot shows the 'ATTACHMENTS' section of the application form. On the left, there is a sidebar with navigation links: Personal Information, Education, Language Proficiency, Attachments (highlighted), Save, and Submit. The main content area is titled 'ATTACHMENTS' and contains a table with the following data:

Status	Attachment Name	Template
Not Posted	Photo (jpg)	<input type="text"/> Gözet...
Not Posted	Passport (pdf)	<input type="text"/> Gözet...
Not Posted	Yaşar University Learning Agreement (pdf)	<input type="text"/> Gözet...
Not Posted	Transcript of Records (pdf)	<input type="text"/> Gözet...

Below the table is an 'Upload Attachments' button. At the bottom right of the main content area, there are 'Previous' and 'Next' buttons.

4) In each stage you can save your application. After you saved your application, please do not forget to submit it.


The screenshot shows the 'PERSONAL INFORMATION' section of the application form. The URL in the browser is 'applyerasmus.yasar.edu.tr/incomingForm.aspx'. The page header includes the Yaşar University logo and the text 'ERASMUS+ PROGRAMME/ERASMUS 2016-2017 Erasmus Application Form for Incoming Students 2016/2017'. The sidebar on the left has navigation links: Personal Information (highlighted), Education, Language Proficiency, Attachments, Save, and Submit. The main content area is titled 'PERSONAL INFORMATION' and contains a form with the following fields:

- Date of Birth :
- Nationality :
- Passport/ID Number :
- Permanent Address :
- Home Phone (Code-Number) :
- Mobile Phone (Code-Number) :
- E-Mail :

A confirmation message box is overlaid on the form, containing the text: 'Bu site diyor ki... Your application is saved. After you complete it, please do not forget to submit'. There is a 'Tamam' button at the bottom of the message box.

- 5) After you submit your application, you won't be able to make any changes in the form. If you need to make any changes you should delete the form and start to fill it again.

applyerasmus.yasar.edu.tr/incomingForm.aspx

 **YAŞAR UNIVERSITY**
International Office

ERASMUS+ PROGRAMME/ERASMUS
2016-2017 Erasmus Application Form for Incoming Students
2016/2017

Back to Main Page | Log Out

Personal Information
Education
Language Proficiency
Attachments
Save
Submit


After you submit your application you will not be able to make any changes in the form.
Do you want to submit it now?

Continue

Previous

- 6) If you don't fill all required parts, system will warn you to complete the missing parts in order to submit it.

applyerasmus.yasar.edu.tr/incomingForm.aspx

 **YAŞAR UNIVERSITY**
International Office

ERASMUS+ PROGRAMME/ERASMUS
2016-2017 Erasmus Application Form for Incoming Students
2016/2017

Back to Main Page | Log Out

Personal Information
Education
Language Proficiency
Attachments
Save
Submit

After you submit your application you will not be able to make any changes in the form.
Do you want to submit it now?

Bu site diyor ki...
Please complete your application to submit it


Tamam

Department Coordinator E-Mail : cannot be empty
Institutional Coordinator : cannot be empty
Institutional Coordinator Telephone : cannot be empty
Institutional Coordinator Fax : cannot be empty
Institutional Coordinator E-Mail : cannot be empty
Diploma Degree for which you are currently studying : cannot be empty
Year of Study : cannot be empty
Please fill the why you would like to participate field
You have to upload your attachments
You have to fill Semester, date of arrive and period fields in Education section
You have to choose if you want to attend course in Language Proficiency section
Please fill Language Proficiency section - mother tongue and university language

Previous

- 7) If you want to log out without saving your application, all unsaved data will be lost. Please do not forget to save your application before you log out in order to proceed it later on.

applyerasmus.yasar.edu.tr/incomingForm.aspx

 **YAŞAR UNIVERSITY**
International Office

ERASMUS+ PROGRAMME/ERASMUS
2016-2017 Erasmus Application Form for Incoming Students
2016/2017

Back to Main Page | Log Out

Personal Information
Education
Language Proficiency
Attachments
Save
Submit

Bu site diyor ki...
If you didn't save your application all unsaved data will be lost.
Do you want to log out?

Bu sayfanın daha fazla ileti oluřturmasına izin verme

Tamam İptal

Institutional Coordinator Fax : cannot be empty
Institutional Coordinator E-Mail : cannot be empty
Diploma Degree for which you are currently studying : cannot be empty
Year of Study : cannot be empty
Please fill the why you would like to participate field
You have to upload your attachments
You have to fill Semester, date of arrive and period fields in Education section
You have to choose if you want to attend course in Language Proficiency section
Please fill Language Proficiency section - mother tongue and university language

Previous

We are looking forward to welcoming you at Yasar University in Izmir-Turkey!